A Guide to Adaptive Teaching with Showbie

showbie

Why Adaptive Teaching Matters

In today's classrooms, teachers support a wide range of learner needs while aiming to uphold high expectations for every student.

Adaptive teaching, as recognised in both the Early Career Framework and EEF guidance, builds on the foundations of differentiation, which often depended on pre-planned, separate tasks. Instead, it encourages a more inclusive and responsive approach to supporting all learners.

This guide shows how Showbie brings adaptive teaching to life in six practical ways — helping you plan proactively, respond in the moment, and personalise support without lowering expectations.

You'll explore how Showbie helps teachers:

1. Maintain high expectations
2. Respond to learners in real time
3. Support learner agency and reflection
4. Scaffold learning discreetly
5. Make learning visible for all
6. Collaborate on learner needs

As research and practice continues to highlight the limitations of traditional differentiation, adaptive teaching builds on its foundations but offers a more responsive, flexible approach that supports every learner.

This guide outlines how Showbie helps bring adaptive teaching to life in your classroom.

1. Maintain High Expectations

Adaptive teaching rejects the notion of simplifying content based on attainment. Instead, it challenges all learners and provides support so everyone can work toward shared goals.

With Showbie, you can:

Deliver the same core assignment to all pupils, while discreetly providing scaffolding where needed.

- Use the sharing settings in Materials to assign differentiated support, like sentence starters, word banks, or vocabulary glossaries, to selected students.
- Add modelled examples or verbal explanations to further support understanding and ensure access to challenging content for all.

Share targeted materials, instructions, or feedback directly with individual students in their personal workspace. This makes it easy to:

- Respond to emerging needs with tailored support.
- Adjust resources flexibly from week to week.
- Share different materials, voice notes, or guided reflections — without creating separate groups.

Align with curriculum goals while customising access points, so all learners engage with the same concepts. For example:

- A math reasoning challenge can be offered to everyone, but students who have trouble with language processing might get a voice-recorded prompt.

By keeping expectations consistent while adjusting support, Showbie helps all students access challenging learning.

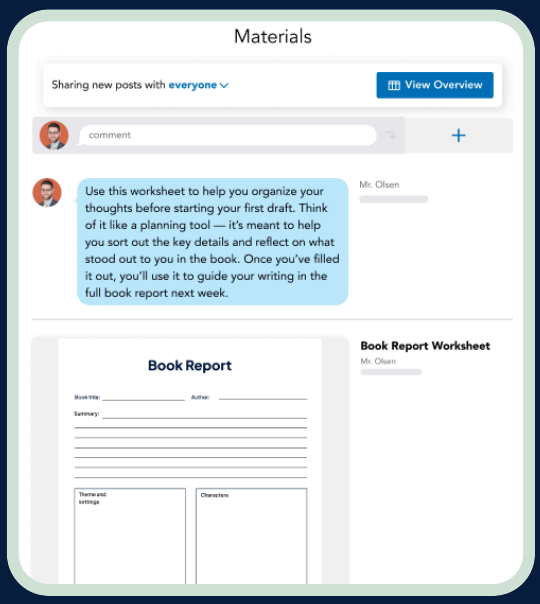

2. Respond to Learners in Real Time

Adaptive teaching thrives on in-the-moment insight, by identifying misunderstandings, checking understanding, and changing direction before learners fall behind.

With Showbie, you can:

Give instant feedback to guide learning without interrupting progress. For example:

- Use voice notes, annotations, or screen recordings to clarify misconceptions the moment they arise.
- Share feedback using digital tools, including picture-in-picture, adjustable playback speeds, and avatar markers placed within and alongside student work.

Create quick check-ins or structured assessments using Showbie Assessments. These can be launched at any moment, and allow you to:

- Tailor questions by type (multiple choice, true/false, fill-in-the-blank).
- Embed images, videos, or math symbols to support understanding.
- Auto-grade selected responses for instant insights.

Ensure every student can participate and be assessed equitably:

- Launch multiple quizzes and target which student, or groups of students receive which quiz according to their progress, ability, or specific learning plan.

View real-time results and use the data to target support, improving learning in the moment. For example:

- Re-group learners for follow-up tasks.
- Offer tailored verbal feedback on next steps.

Showbie combines formative checks, responsive instruction, and feedback into one platform, helping you adjust in real-time.

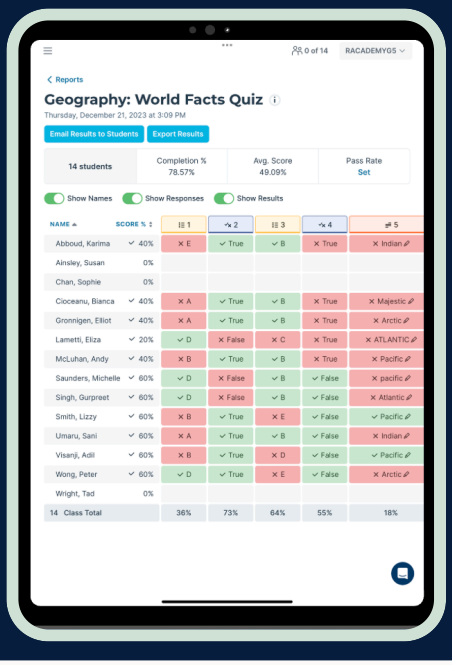

3. Support Learner Agency & Reflection

Adaptive teaching values student voice, agency, and inclusion. When students actively participate in their learning journey, they're more engaged, motivated, and better equipped to take ownership of their progress.

With Showbie, you can:

Prompt reflection:

- Ask students to explain their thinking, voice their strategies, or record self-assessments using Showbie's built-in audio and video tools.

Offer real student choice in how work is submitted:

- Enable students to demonstrate their learning through typed responses, voice notes, photos, scanned work, or any file type — including Google, Microsoft, and creative apps. This flexibility empowers students to engage with learning in ways that play to their strengths.

Build progress portfolios:

- Use Portfolios to help learners track their growth over time, celebrate achievements, and reflect on improvement.

Encourage metacognition through feedback:

- Use comments and voice notes to prompt reflection, not just correction — helping students think critically about how they learn and where they're improving.

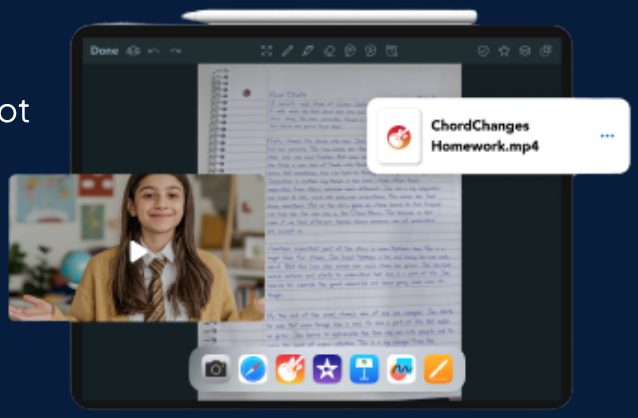

By embedding voice, choice, and reflection into everyday learning, Showbie helps pupils build confidence, independence, and a stronger sense of agency.

4. Scaffold Learning Discreetly

Traditional differentiation often relied on fixed ability groupings and visible scaffolds — approaches that can unintentionally limit ambition. Adaptive teaching takes a more inclusive route by offering tailored support discreetly, in real time.

With Showbie, you can:

Distribute personalised support privately:

- Use targeted comments or private voice notes to guide students individually.
- Share specific scaffolds or extension materials via individual folders or tailored group assignments — visible only to the learners who need them.

Model learning clearly and accessibly:

- Record step-by-step videos, annotate exemplars, or share think-aloud explanations to clarify tricky concepts.
- Tailor examples based on common misconceptions or individual learning gaps.

Embed instructions directly into the learning journey:

- Pin voice notes or checklists to individual student work.
- Upload resources directly into a learner's folder for easy, discreet access.

These supports are embedded directly in the learning journey, so students feel helped instead of singled out. Pupils access what they need, when they need it, helping maintain confidence and classroom cohesion.

By enabling tailored distribution and normalising scaffolded support, Showbie helps create inclusive classrooms where every learner can succeed without.

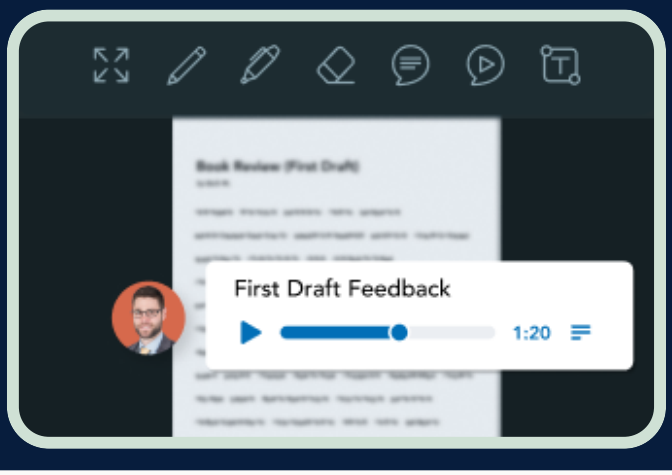

5. Make Learning Visible for All

Research by John Hattie (2009) shows that presenting information in varied, structured formats can significantly improve understanding and outcomes — particularly for SEND learners and others who benefit from multimodal input.

With Showbie, you can:

Deliver instructions and tasks through multimodal input:

- Upload diagrams, charts, visual organisers, and image-based prompts.
- Record voice notes and videos to explain concepts or walk through tasks step by step.
- Use screen recordings or annotated examples to model expectations.

Support creative flexibility with universal file compatibility:

- Upload and interact with nearly any file type — from AR experiences and GarageBand projects to eBooks and scanned work — without needing to convert files or switch tools. This allows teachers and students to choose the right format for the task.

Integrate with accessibility tools:

- Seamlessly work with features like VoiceOver, Dictation, and text-to-speech. These tools help students access content, express themselves, and navigate tasks independently.

These tools help all learners access learning in ways that reflect their needs and strengths. They support cognition, reduce anxiety, and build independence.

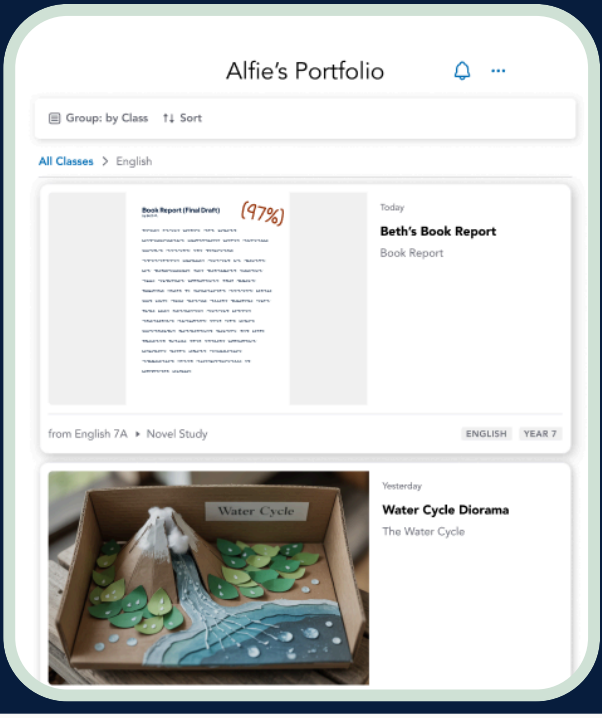

6. Collaborate on Learner Needs

Adaptive teaching isn't a solo task. It relies on teamwork between teachers, support staff, and families to make sure students' needs are identified and met consistently. This principle is supported by both the EEF and ITT frameworks.

With Showbie, you can:

Share the load with staff to ensure no student is left behind:

- Staff members can all contribute. They can add resources, feedback, and scaffolds directly to the student's learning journey. This ensures cooperation among staff roles.

Gain real-time visibility:

- All collaborators can see student submissions, feedback history, and progress updates instantly. This prevents duplicate efforts and allows for targeted, timely support.

Facilitate parent engagement:

- When enabled, Showbie gives families access to classwork, portfolios, feedback, and modelled videos. This helps them reinforce learning at home. Parents can also share insights on what works best for their child, aiding mutual understanding and better teaching decisions.

This approach supports wraparound inclusion and makes adaptive teaching sustainable for busy teams.

Adaptive Teaching, Enabled by Showbie

By embedding adaptive teaching practices into your digital strategy, you:

- Empower every learner to succeed.
- Reduce unnecessary workload.
- Align with current inspection expectations around inclusion and high-quality teaching.

Showbie is your partner in inclusive, feedback-first education.

Ready to explore how Showbie can support your adaptive teaching journey?

Visit www.showbie.com to get in touch with our team.

showbie